


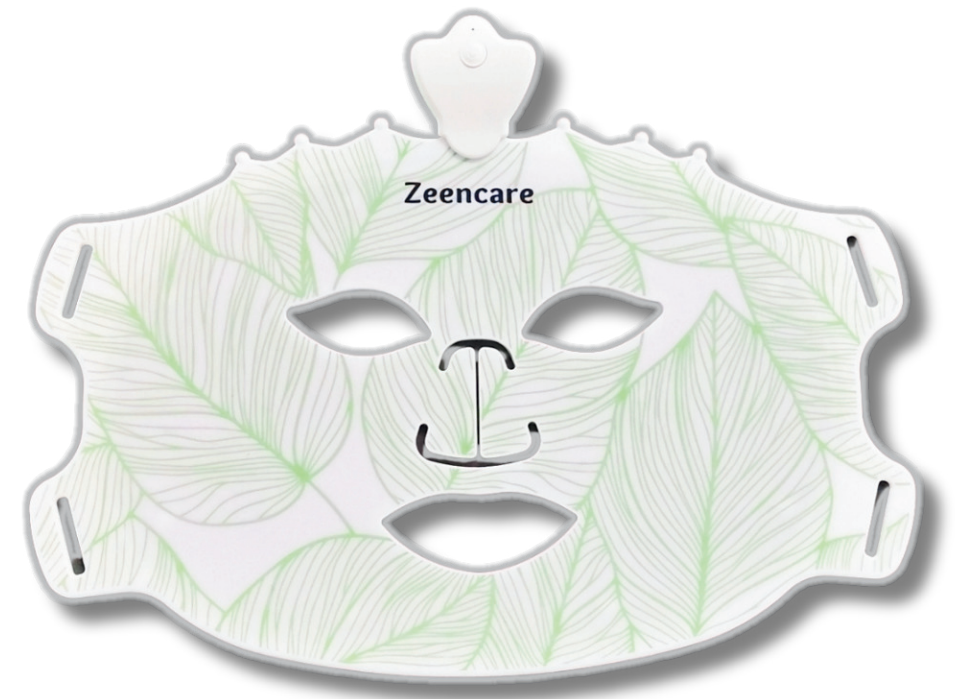
Product Details

Product Name	7 LED Colors Therapy Face Mask
Product Model	ZC-LIT-11033-1
Number of Lamp Beads	80 LED Beads
Automatic Shutoff	10 minutes
Charging Time	3-4 Hours
Battery Capacity	500 mAh
Power	4W
Adapter Output	5V 1A
Product Weight	190 g
Product Dimension	30cm (W) 24cm (H)

Zeencare

7 LED Colors Therapy Face Mask

USER MANUAL



Inclusions

- 1 Facial Mask
- 2 Ear Strap
- 3 Type-C Charging Cord
- 4 User Manual

7 LED Colors & Wavelength



Red (630nm) **Green** (520nm) **Yellow** (520nm) **Blue** (470nm) **Cyan** (460nm) **Purple** (460nm) **White** (460-630nm)

Safety Use

Photosensitivity Check: Test the mask on your face for 1 minute. If there are no adverse reactions, continue with treatment.

Usage Frequency: Use the mask 3-5 times a week for 10 minutes each time. You should notice a difference after using it consistently for 4 weeks.

Safety Warning: Make sure the mask is fully charged before use. Do not use it while charging.


Steps To Use:



①



②

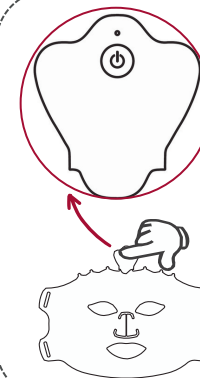


③

Step 1. Clean and Dry Your Face: Ensure your face is clean and dry before using the mask.

Step 2. Attach the Strap and Choose your Light: Adjust the strap into a comfortable position then press the button briefly to switch the LED color to your preferred skin care mode.

Step 3. Automatic Shutoff: The device will turn off automatically after 10 mins. Take off the mask for subsequent skin care. (Please hydrate your skin promptly after use)



Power Controls:

Turn On/Off: Press and hold the power button.

Switch Color Modes: Press the button briefly. The controller will beep once when turning on or switching colors.