

SPECIFICATION

Product Name	Eye & Head Massager with Bluetooth Connectivity
Product Model	ZC-EYE-11065
Massage Modes	Air Compression Massage, Hot Compress Massage, Vibration Massage, Music
Battery Capacity	1000 mAh
Rated Voltage	DC 5V, 1A
Included Components	Eye & Head Massager, USB Type-C Cord, Manual
Product Dimension	19 x 16 x 10 in 21 x 9 x 2.5 cm
Product Weight	8.07 oz 229 g

SAFETY GUIDELINES

- Do not use if you have major eye conditions or past eye surgery.
- Do not use while walking, driving, or during vision-dependent activities.
- Blurred vision after use is normal. Close eyes for 1-3 minutes to regain clarity.
- Care: Wipe with alcohol or water-soaked cotton; do not wash with water.
- Do not disassemble.

Zeencare EYE & HEAD MASSAGER WITH BLUETOOTH CONNECTIVITY




support@zeencare.com
www.zeencare.com


USAGE GUIDE

Massage Modes


- Automatic Mode: Air compression + heat + vibration + music
- Decompression Mode: Air compression + heat + music
- Vitality Mode: Air compression + vibration + music
- Comfort Mode: Heat + music
- Sleep Mode: Air compression + music

Power On/Off

Press and hold the  button for 2 seconds to turn on. The indicator light will turn on, and the device will start in Automatic Mode with a 15-minute cycle, including music.

To turn off, press and hold the  button or wait for the 15-minutes auto shut-off.

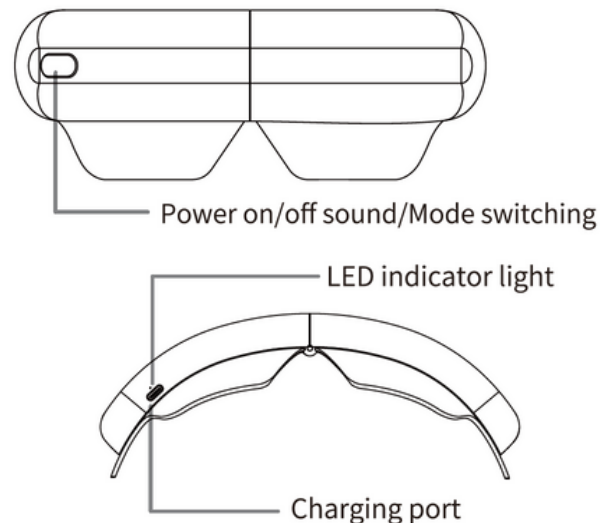
Mode Switching

Press the  button briefly to switch modes. Press once for the next mode, twice for the third, and so on.

Music Control

Press the  button twice briefly to turn music on or off.

PRODUCT OVERVIEW



BLUETOOTH CONNECTION

Bluetooth turns on automatically when the device turns on.

To connect, enable Bluetooth on your phone and search for **"Head Eye Massager"**

Once connected, you can start playing music from your phone. If disconnected, the device will play the built-in meditation music.